


Under seat amplifier mounting bracket

JEEP JL WRANGLER 2018-2025 **JEEP JT GLADIATOR 2020-2025**

Visit [METRAONLINE.COM](https://www.metraonline.com) to view the available installation parts and Jeep accessories.

FEATURES

- Designed for use in aftermarket radio installations using small form-factor amplifiers only
- Black powder coated steel
- Cable tie slots for securing wire
- 11.5" L x 7.5" W
- 3-year limited warranty

Tools needed

- T50 Torx bit
- Assistant to help remove seat

Having difficulties?

Contact our tech support line at:
Techsupport@metra-autosound.com


Or via phone at:
368.257.1187


TECH SUPPORT HOURS (EST)

Monday-Friday: 9:00AM – 7:00PM
Saturday: 10:00AM – 7:00PM
Sunday: 10:00AM – 4:00PM

Closed for most US Federal Holidays

- Choose mounting location
- Mounting will be the same for drivers or passengers' side
- Recommend to use with **JP-18FUSE-BRTK** fuse holder bracket. (Sold Separately)






- Locate the (4) T50 Torx bolts holding seat into place and remove



- Locate the (2) body to seat connectors and remove, by pulling red lock back. Then push clip in and separate



- With assistant, remove seat
- Mount amp to bracket
- Secure wire using cable tie slots
- Position bracket between rear seat bolts
- Reinstall seat, connect body harnesses, and secure (4) T50 bolts into place





Jeep® Accessories

JP-18AMP-BRKT | Amplifier Bracket

***2024-Up Jeep Wrangler and Jeep Gladiator with power seats may require modification to the height of the amp rack.**

Thank you for purchasing your installation accessories from Metra Electronics! We're excited to see your installs, If you have any questions, comments, feedback on the product, please contact our tech support email via techsupport@metra-autosound.com.

Don't forget to Visit [METRAONLINE.COM](https://www.METRAONLINE.COM) to view the available installation parts and Jeep accessories.

